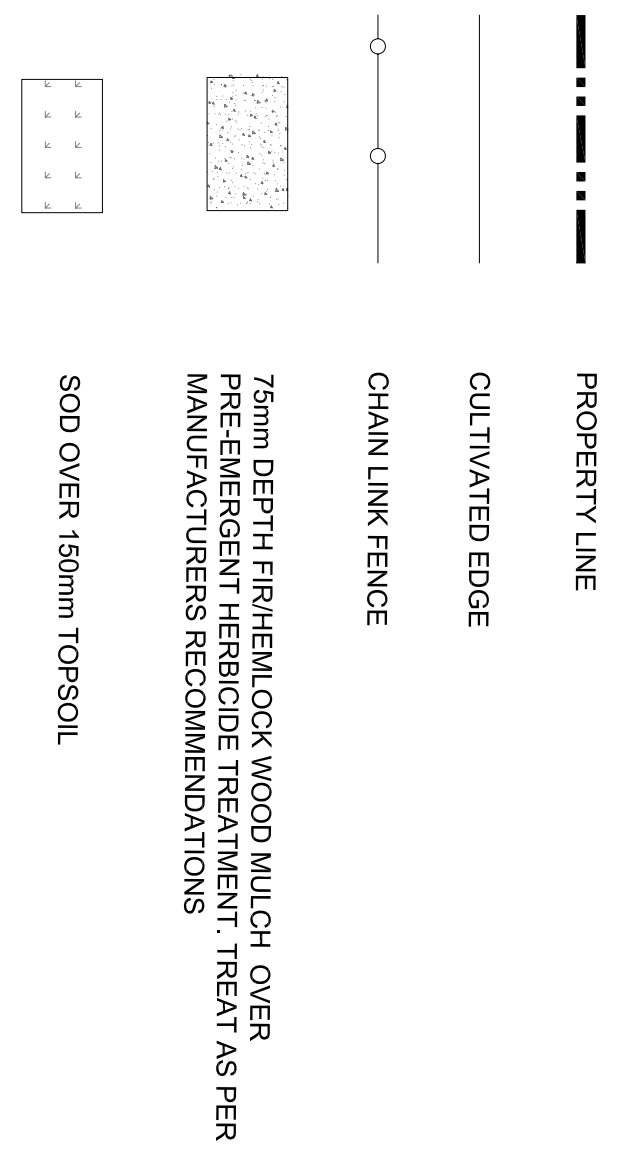


**LEGEND**



**BICYCLE PARKING CALCULATIONS**

CLASSROOMS	CALCULATION	REQUIRED	PROVIDED
24	24 x 1.4 = 33.6	34	56

NOTE: CALCULATIONS BASED ON 1.4 PARKING SPACES PER CLASSROOM  
THIS CALCULATION INCLUDES THE PARKING REQUIREMENTS FOR FUTURE SCHOOL DEVELOPMENT ON SITE

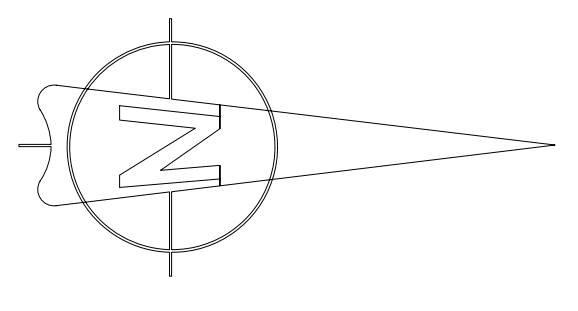
**LANDSCAPE CALCULATIONS**

SETBACKS	DIMENSIONS	AREA	TREES	SHRUBS
NORTH PROPERTY LINE	7.5 m x 232.0 m	1740.0 m <sup>2</sup>	69.6	116.0
EAST PROPERTY LINE	0.0 m x 0.0 m	0.0 m <sup>2</sup>	0.0	0.0
SOUTH PROPERTY LINE	0.0 m x 0.0 m	0.0 m <sup>2</sup>	0.0	0.0
WEST PROPERTY LINE	7.5 m x 62.4 m	468.0 m <sup>2</sup>	18.7	31.2
CORNER PROPERTY LINE	0.0 m x 0.0 m	0.0 m <sup>2</sup>	0.0	0.0
PARKING	66 STALLS x 2	132	7	13
REQUIRED EXISTING			94.9	160.4
PROVIDED			0	0
			95	160
			<b>TOTAL</b>	<b>95</b>
				<b>160</b>

NOTE: ALL CALCULATIONS BASED ON 1 TREE PER 25m<sup>2</sup> OF LANDSCAPED AREA & 1 SHRUB PER 15m<sup>2</sup> OF LANDSCAPED AREA \*PARKING CALCULATIONS ARE BASED ON 1 TREE PER 20m<sup>2</sup> OF LANDSCAPED AREA & 1 SHRUB PER 10m<sup>2</sup> OF LANDSCAPED AREA

**PLANT LIST**

KEY QTY.	BOTANICAL NAME	COMMON NAME	SIZE	SPACE	COND.
<b>TREES</b>					
A 14	FRAXINUS PENNSYLVANICA	GREEN ASH	50mm CAL.	AS SHOWN	B&B
B 36	PICEA GLAUCA	WHITE SPRUCE	2500mm HT.	3.5m O.C	B&B
D 12	PINUS SYLVESTRIS	SCOTS PINE	2500mm HT.	4.0m O.C	B&B
E 9	POPULUS TREMULA ERECTA	SWEDISH COLUMNAR ASPEN	75mm CAL.	3.0m O.C	B&B
F 24	ULMUS AMERICANA BRANDONV	BRANDON ELM	75mm CAL.	AS SHOWN	B&B
<b>SHRUBS</b>					
a 37	CARAGANA PYGMAEA	PYGMY CARAGANA	600mm HT.	1.5m O.C	CONT.
b 31	JUNIPERUS CHINENSIS	GOLD COAST JUNIPER	600mm SP.	1.5m O.C	CONT.
c 49	JUNIPERUS HORIZONTALIS MOTHER LODGE	MOTHER LODGE JUNIPER	600mm SP.	1.2m O.C	CONT.
d 43	POTENTILLA FRUTICOSA KATHERINE DYKES	KATHERINE DYKES POTENTILLA	600mm HT.	1.0m O.C	CONT.



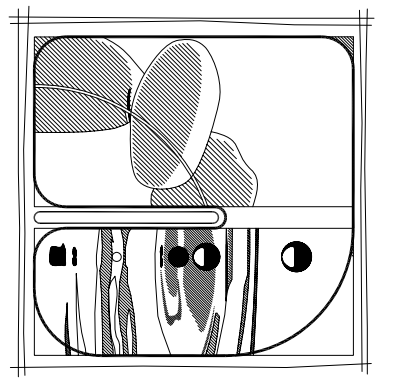
**ACTH**  
ARCHITECTURE INC.

1723 - 103 Avenue  
Edmonton, Alberta  
Canada, T5N 1N8

361 (780) 486-6404  
F: (780) 486-6404  
www.acthinc.com

Notes:

- Do not scale drawing
- It is the responsibility of the appropriate Contractor to check and verify all dimensions on site and report all errors and/or omissions to the Architect or Engineer
- It is the responsibility of the Contractor to comply with the applicable codes and regulations
- All Drawings and Specifications are instruments of service and the responsibility of the Architect/Engineer. The Contractor is named on this Drawing as at the date shown and may not be written consent of the Architect or Engineer.
- All dimensions are in mm unless noted otherwise.



Douglas Walters Landscape Architect Ltd.  
e d m o n t o n a l b e r t a  
phone: 1-780-965-5009  
fax: 1-780-965-5008  
e-mail: dwla@csinet.com

Issues/Revisions	Date	By
1. ISSUED FOR DEVELOPMENT PERMIT	FEB. 08 '08	DWLA
2. ISSUED FOR DEVELOPMENT PERMIT	JUNE '08	DWLA



Client  
ALBERTA  
INFRASTRUCTURE  
& TRANSPORTATION

Project  
K-9 HOLLICK KENYON  
'PILOT SOUND' PUBLIC  
ELEMENTARY JUNIOR  
HIGH SCHOOL

Scale	1:400	Designed By	DW
Project No.	054.83707	Drawn By	JS
Date	2008 JUNE	Checked By	DW

Drawing Title  
**LANDSCAPE  
DEVELOPMENT PLAN**

Drawing No.  
**L-03**